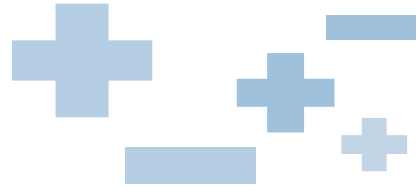


FIAMM

Industrial Batteries

FGH

series



12FGH65

12 Volt 18 Ah

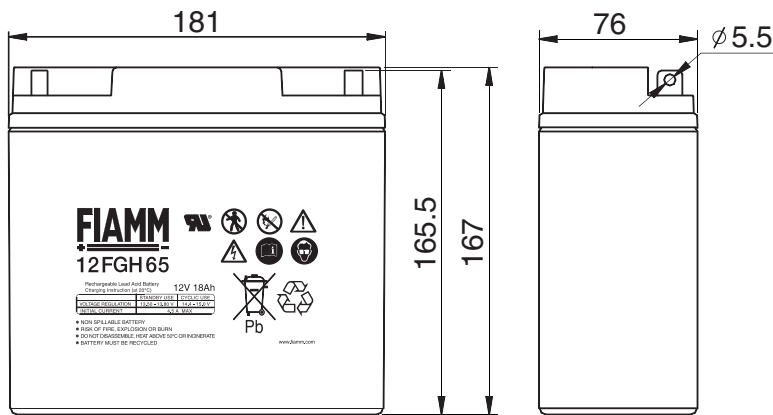
[На WEB-страницу товара](#)

Fiamm 12FGH65, is an high rate battery specifically designed for UPS applications. Fiamm FGH range of batteries ensure the correct battery is supplied to the appropriate application. FIAMM is a Manufacturer of VRLA batteries and is supported by a dedicated sales network with market knowledge and experience of small sealed lead acid battery applications.

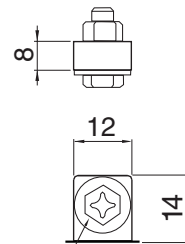
SSLA Products

Features

Nominal Voltage	12 Volt
Nominal Capacity	58.3 W @ 15 min-rate to 1.6 Vpc at 25 °C 18 Ah 20 hours rate to 1.75 Vpc at 25 °C
Float charging voltage	13.50 - 13.80 V/bloc at 25 °C
Boost charge voltage	14.40 - 15.00 V/bloc at 25 °C
Float voltage compensation	-18mV/°C
Maximum charging current	4.5 A
Case	ABS with HB flammability rate (according UL 94)
Internal resistance	9.8 mΩ in full charged condition
Weight	6.4 kg
Dimensions	L x W x H (TH): 181 x 76 x 167 (167)
Operative temperature range	-20 °C to 50 °C
Shelf life procedures	As batteries lose part of their capacity, during storage, due to self discharge. Fiamm recommends FGH range of batteries can be stored for 6 months at an ambient temperature of 20 and 25 °C (see attached graph on reverse). Longer storage requires a recharge. This should be carried out in line with Fiamm recommended method; 2.4 V/cell for no longer than 24 hours at 20 °C



Flag Ø 5.5 mm
(Bolt and Nut M5)



Nut M5



The dimensions have a tolerance of : ± 1.6%

[На WEB-страницу товара](#)

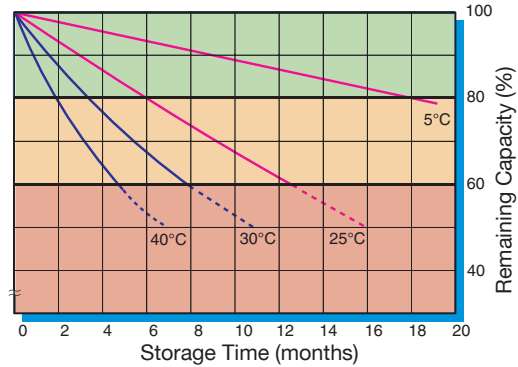
12FGH65
12 Volt
18 Ah

Capacity loss during storage at various temperatures

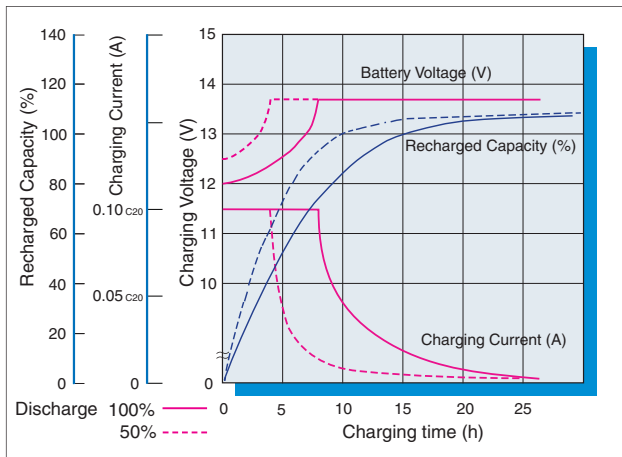
The battery can be used without refreshing charge

Refreshing charge at 2.4 Vpc for 24 hours (at 20-25°C) must be applied as soon as possible.

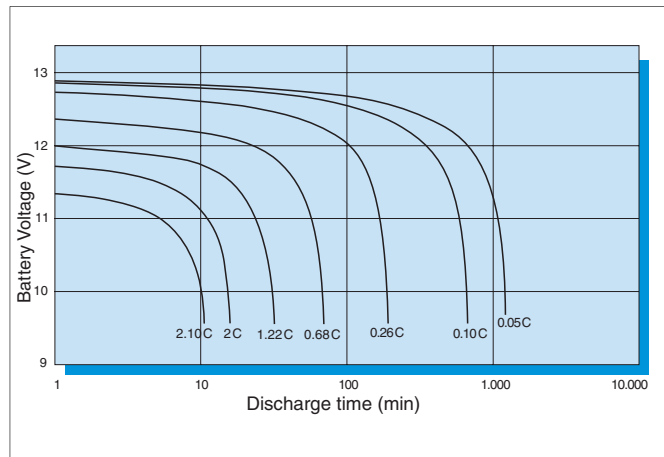
Refreshing charge of 2.4 Vpc may be insufficient to recover the battery capacity. It is important to avoid this area



Battery Voltage and Charge Time for Standby Use (at 25°C)



Discharge curves at different current / final voltage (at 25°C)



Costant Current discharge table (Amperes)

End voltage	5 min	10 min	15 min	20 min	30 min	45 min	1 hour	2 hrs	3 hrs	5 hrs
9.60 V	67.3	44.8	33.4	27.0	19.7	14.4	11.5	6.47	4.65	3.03
9.90 V	65.1	43.7	32.8	26.5	19.5	14.2	11.3	6.39	4.60	2.98
10.02 V	64.0	43.1	32.4	26.3	19.3	14.1	11.3	6.34	4.57	2.96
10.20 V	62.3	42.4	32.1	26.1	19.2	14.0	11.2	6.28	4.54	2.94
10.50 V	59.8	41.2	31.2	25.6	18.9	13.9	11.1	6.17	4.46	2.89
10.80 V	56.8	40.0	30.6	25.0	18.6	13.6	10.9	6.07	4.39	2.84

Costant Power discharge table (Watts per bloc)

End voltage	5 min	10 min	15 min	20 min	30 min	45 min	1 hour	2 hrs	3 hrs	5 hrs
9.60 V	672	459	350	288	215	160	129	73.7	53.4	35.0
9.90 V	654	451	346	285	213	158	128	73.1	53.0	34.6
10.02 V	643	446	342	283	212	158	127	72.5	52.8	34.5
10.20 V	627	439	339	281	211	157	127	72.0	52.6	34.3
10.50 V	603	429	332	276	209	156	126	71.1	51.8	33.9
10.80 V	577	418	327	272	206	154	124	70.3	51.3	33.4