

FIAMM

Industrial Batteries

FG series



FG24204

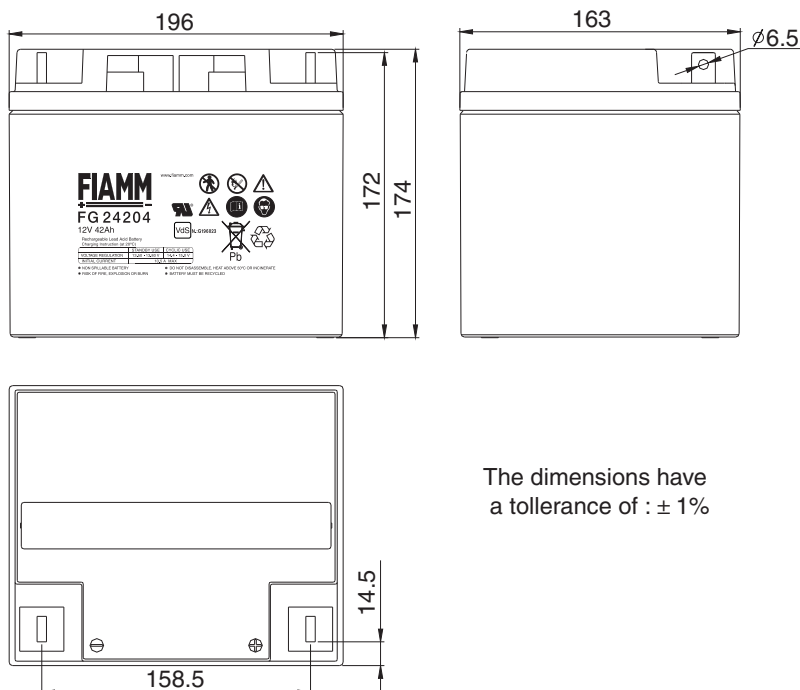
12 Volt 42 Ah

[На WEB-страницу товара](#)

FG24204 is a general purpose application battery. Within the FG range FIAMM offer 6V and 12V monoblocs at various amp hour capacities enable the right battery selection for each requirement. FIAMM is a Manufacturer of VRLA batteries and is supported by a dedicated sales network with market knowledge and experience of small sealed lead acid battery applications.


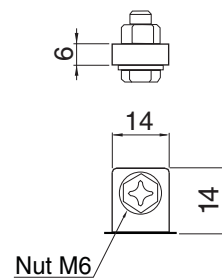
Features

| | |
|-----------------------------|---|
| Nominal Voltage | 12 Volt |
| Nominal Capacity | 42 Ah 20 hours rate to 1.75 Vpc at 25 °C |
| Float charging voltage | 13.50 - 13.80 V/bloc at 25 °C |
| Boost charge voltage | 14.40 - 15.00 V/bloc at 25 °C |
| Float voltage compensation | -18mV/°C |
| Maximum charging current | 10.5 A |
| Case | ABS with HB fiammability rate (according UL 94) |
| Internal resistance | 4.6 mΩ in full charged condition |
| Weight | 13.8 kg |
| Dimensions | L x W x H (TH): 196 x 163 x 174 (172) |
| Operative temperature range | -20 °C to 50 °C |
| Shelf life procedures | As batteries lose part of their capacity, during storage, due to self discharge. Fiamm recommends FG range of batteries can be stored for 6 months at an ambient temperature of 20 and 25 °C (see attached graph on reverse). Longer storage requires a recharge. This should be carried out in line with Fiamm recommended method; 2.4 V/cell for no longer than 24 hours at 20 °C |



The dimensions have a tolerance of : ± 1%

Flag Ø 6.5 mm
(Bolt and Nut M6)



SSLA Products

[На WEB-страницу товара](#)

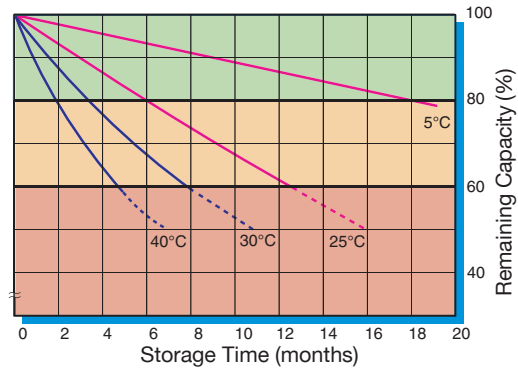
FG24204
12 Volt
42 Ah

Capacity loss during storage at various temperatures

The battery can be used without refreshing charge

Refreshing charge at 2.4 Vpc for 24 hours (at 20-25°C) must be applied as soon as possible.

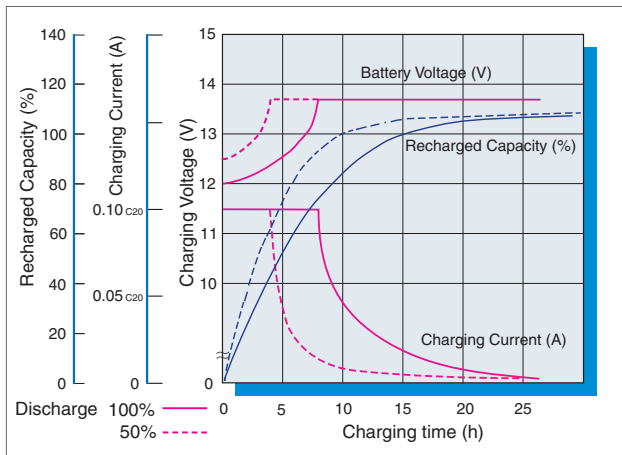
Refreshing charge of 2.4 Vpc may be insufficient to recover the battery capacity. It is important to avoid this area



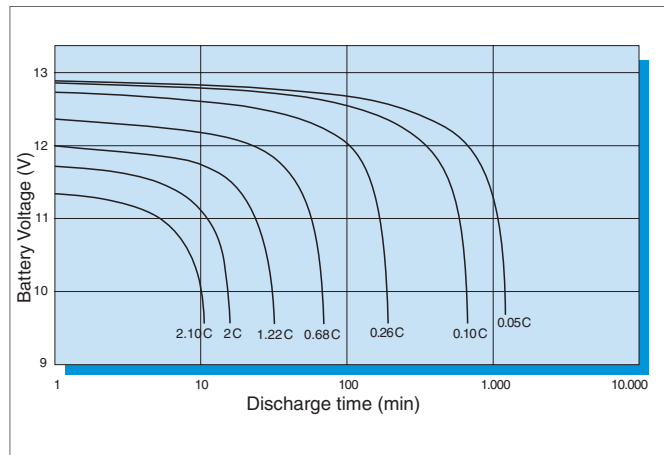
VdS N.:G196023



Battery Voltage and Charge Time for Standby Use (at 25°C)



Discharge curves at different current / final voltage (at 25°C)



Costant Current discharge table (Amperes)

| End voltage | 5 min | 10 min | 15 min | 20 min | 30 min | 45 min | 1 hour | 2 hrs | 3 hrs | 5 hrs | 10 hrs | 20 hrs |
|-------------|-------|--------|--------|--------|--------|--------|--------|-------|-------|-------|--------|--------|
| 9.60 V | 151 | 103 | 78.1 | 63.4 | 47.4 | 34.3 | 26.9 | 14.7 | 10.6 | 7.04 | 3.91 | 2.17 |
| 9.90 V | 146 | 101 | 76.5 | 62.7 | 46.9 | 34.0 | 26.7 | 14.6 | 10.5 | 6.97 | 3.87 | 2.16 |
| 10.02 V | 143 | 99.3 | 75.7 | 62.2 | 46.6 | 33.6 | 26.5 | 14.5 | 10.4 | 6.93 | 3.85 | 2.14 |
| 10.20 V | 138 | 97.5 | 74.8 | 61.7 | 46.1 | 33.3 | 26.2 | 14.4 | 10.3 | 6.89 | 3.82 | 2.12 |
| 10.50 V | 133 | 94.8 | 73.0 | 60.6 | 45.2 | 32.7 | 25.8 | 14.2 | 10.2 | 6.77 | 3.76 | 2.10 |
| 10.80 V | 121 | 88.5 | 69.2 | 57.0 | 42.4 | 31.0 | 24.6 | 13.6 | 9.83 | 6.59 | 3.68 | 2.04 |

Costant Power discharge table (Watts per bloc)

| End voltage | 5 min | 10 min | 15 min | 20 min | 30 min | 45 min | 1 hour | 2 hrs | 3 hrs | 5 hrs | 10 hrs | 20 hrs |
|-------------|-------|--------|--------|--------|--------|--------|--------|-------|-------|-------|--------|--------|
| 9.60 V | 1510 | 1056 | 817 | 676 | 517 | 381 | 303 | 168 | 122 | 81.4 | 45.4 | 25.2 |
| 9.90 V | 1469 | 1040 | 806 | 673 | 513 | 379 | 301 | 167 | 121 | 81.0 | 45.1 | 25.2 |
| 10.02 V | 1440 | 1027 | 799 | 668 | 511 | 376 | 299 | 166 | 120 | 80.7 | 44.9 | 25.1 |
| 10.20 V | 1390 | 1011 | 792 | 664 | 506 | 372 | 297 | 165 | 119 | 80.3 | 44.7 | 25.0 |
| 10.50 V | 1346 | 986 | 776 | 656 | 499 | 367 | 293 | 163 | 118 | 79.3 | 44.4 | 24.9 |
| 10.80 V | 1230 | 924 | 740 | 620 | 471 | 350 | 280 | 158 | 115 | 77.5 | 43.5 | 24.3 |

FIAMM reserves the right to change or revise without notice any information or detail given in this publication
 FG24204_Vers. 2_2010_04_13